




Submersible Grinder Pumps

Model **DG**

Japanese Technology since 1912



www.ebara.com.au

DG - Submersible Grinder Pumps

Specifications

- Pumped liquid: Sewage, Domestic grey water
- Maximum liquid temperature: 40 °C
- Maximum submergence: 8 m

Materials

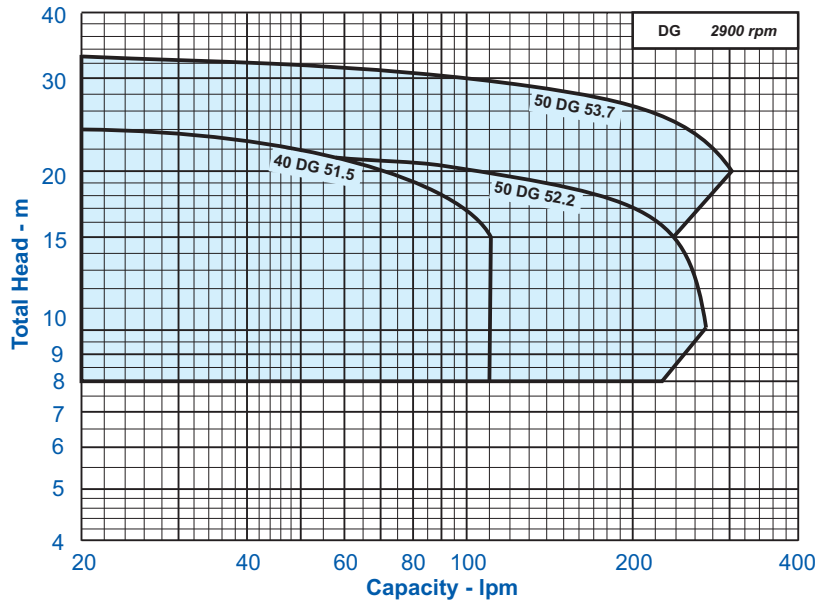
- Casing, impeller & motor frame: Cast Iron
- Grinder: 440C Stainless Steel
- Shaft : 403 Stainless Steel
- Fasteners: 304 Stainless Steel
- Mechanical seal: Double mechanical seal in oil lubricated chamber, Silicon Carbide lower faces, Carbon/Ceramic upper faces.

Motor Data

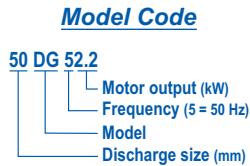
- Air filled, dry submersible, 2 pole motor
- Insulation class F, IP68 protection
- 3 phase, 400 Volt, 50 Hz

Scope

- 10 m of cable
- Discharge elbow (50 Ø models)
- Screwed companion flange
- Optional Quick Discharge Connectors available

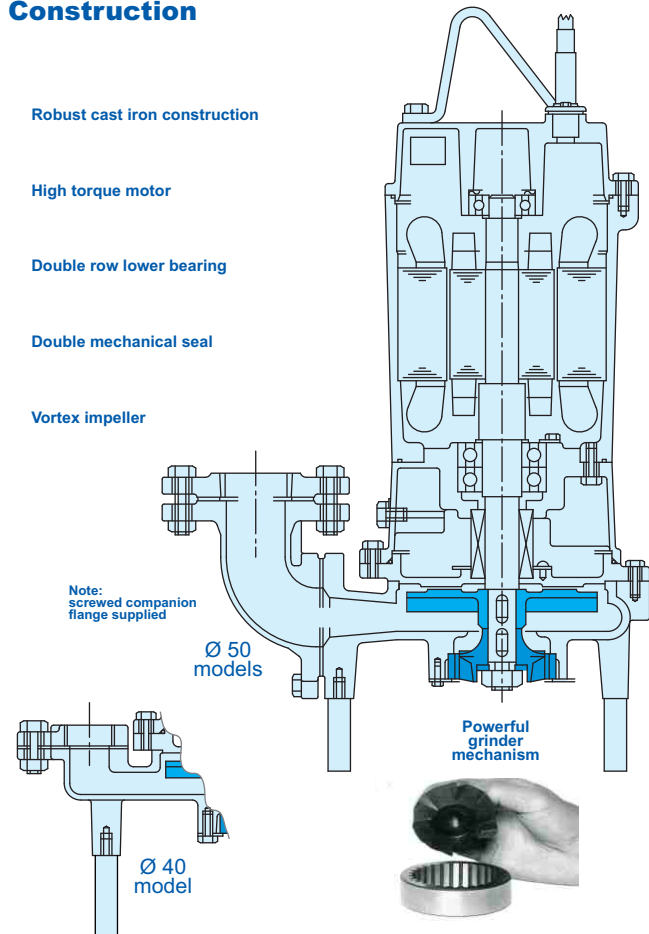


Pump Model	Motor Output	Discharge Ø mm	Full Load Current @ 400 V, 3ph.
40 DG 51.5	1.5 kW	40 mm	4.1 A
50 DG 52.2	2.2 kW	50 mm	4.9 A
50 DG 53.7	3.7 kW	50 mm	7.4 A

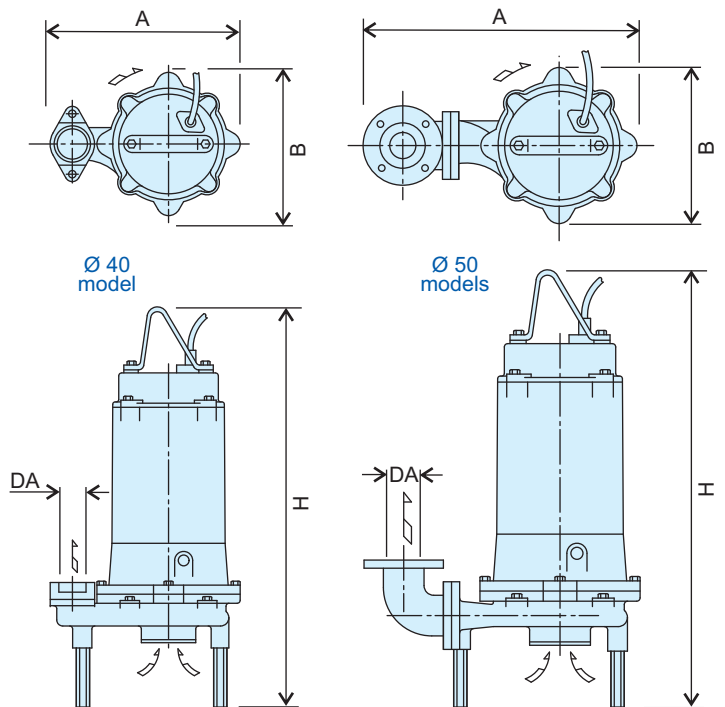


Model	Q - lpm	0	30	60	90	110
	H - m	24.2	23.5	21.0	18.0	15.0
50 DG 52.2	Q - lpm	0	70	140	200	270
	H - m	22.0	21.0	19.0	17.0	10.0
50 DG 53.7	Q - lpm	0	100	200	250	300
	H - m	33.9	30.0	26.5	24.0	20.0

Typical Construction



Basic Dimensions



Size DA	Model	A	B	H	Weight
40	40 DG 51.5	287	218	625	40 kg
50	50 DG 52.2	396	222	670	55 kg
	50 DG 53.7	396	222	703	55 kg

Dimensions in mm.

Specifications subject to change without notice

Dealer



EBARA PUMPS AUSTRALIA PTY. LTD.
 7 Holloway Drive
 Bayswater, Vic. 3153
 Ph: 03 9761 3033

ACN 090 963 572
 ABN 81 090 963 572

Fax: 03 9761 3044

sales@ebara.com.au

www.ebara.com.au